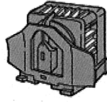




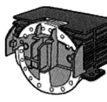
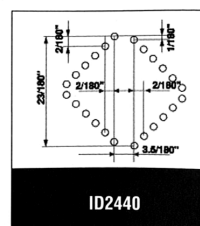
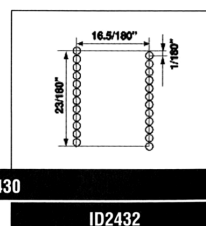
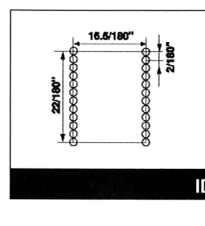
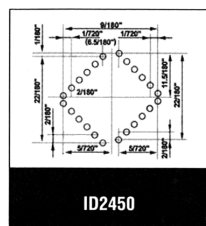
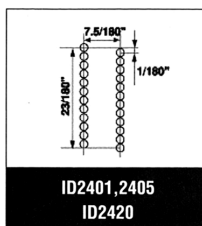
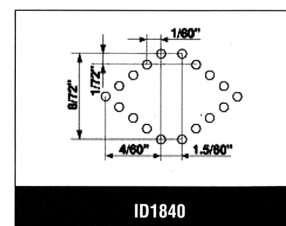
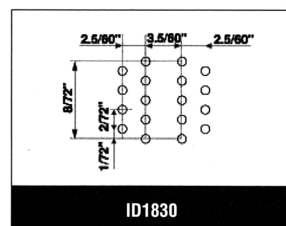
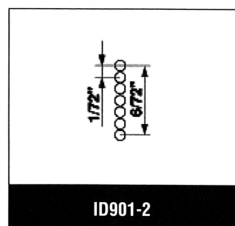
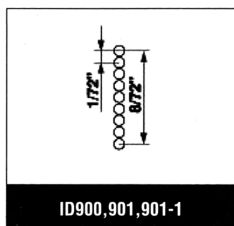









7 Pin / 9 Pin / 18 Pin Print Head

Model						
	ID900	ID901	ID901-1	ID901-2	ID1830	ID1840
Print method	Clapper	Clapper	Clapper	Clapper	Spring Charge	Spring Charge
Number of Pin	9	9	9	7	18	18
Wire Diameter (mm)	φ 0.30	φ 0.30	φ 0.30	φ 0.30	φ 0.30	φ 0.30
Wire Pitch (inch)	1/72	1/72	1/72	1/72	1/72	1/72
Frequency (Hz)	1200	720	480	720	1540×2	2400×2
Coil Resistance (Ω)	17.0	17.0	3.8	17.0	8.3	4.3
Driving voltage (VDC)	24	24	9	24	40	40
Pulse width (μ S)	360	470	720	470	212	230
Exciting Current (A) (Peak current)	0.7	1.0	1.7	1.0	1.2	1.7
Copy Ability	1+2 (0.18 t)	1+2 (0.18 t)	1+2 (0.18 t)	1+2 (0.18 t)	1+5 (0.36 t)	1+5 (0.36 t)
Head-Platen Gap (mm) (Single Form)	0.30 ~0.40	0.30 ~0.40	0.30 ~0.40	0.30 ~0.40	0.30 ~0.40	0.30 ~0.36
Life of Print Head (dot/pin)	160 million	50 million	30 million	50 million	500 million	500 million
External Dimensions W×H×D (mm)	42×38×34 Including Ribbon Guide	42×38×34 Including Ribbon Guide	42×38×34 Including Ribbon Guide	42×38×34 Including Ribbon Guide	82×59×57	84×55×56
Weight (g)	39	39	39	39	275	320
Features	Light Weight Compact Body Low Price Flatbed/Round Platen Available	Light Weight Compact Body Low Price Flatbed Platen Available	Light Weight Compact Body Low Price Flatbed Platen Available Low Power Drive (9VDC)	7pin Light Weight Compact Body Low Price Flatbed Platen Available	9pin Parallel Extra High Speed Print High Duplication Heavy Duty	18pin Extra High Speed Print High Duplication Heavy Duty

Print Head Pin Formation



24 Pin Print Head

Model							
Print method	Clapper	Clapper	Clapper	Clapper	Clapper	Clapper	Spring Charge
Number of Pin	24	24	24	24	24	24	24
Wire Diameter (mm)	φ 0.20	φ 0.20	φ 0.23	φ 0.25	φ 0.22	φ 0.25	φ 0.20
Frequency (Hz)	1200	900	1640	1800	1800	1800	2830 ~2970
Coil Resistance (Ω)	19.5	13.4	19.5	14.0	9.8	9.8	3.9
Driving voltage (VDC)	24	12	24	39	40	40	44
Pulse width (μS)	280	502	288	200	242~280	242~280	220
Exciting Current (A) (Peak current)	1.0	0.5	1.2	1.3	1.7	1.7	1.8
Copy Ability	1+2 (0.18 t)	1+2 (0.18 t)	1+4 (0.30 t)	1+5 (0.36 t)	1+6~1+8 (0.54 t)	1+6~1+8 (0.54 t)	1+5 (0.36 t)
Head-Platen Gap (mm) (Single Form)	0.3 ~0.40	0.30 ~0.40	0.30 ~0.40	0.30 ~0.37	0.30 ~0.37	0.30 ~0.37	0.30 ~0.36
Life of Print Head (dot/pin)	150 million	100 million	300 million	200 million	300 million	500 million	500 million
External Dimensions W×H×D (mm)	47×47×39	35×52×26	48×41×35	40×52×42	57×52×45	76×59×50	84×61×56
Weight (g)	86	69	105	100	180	240	400
Features	Light Weight Compact Body Low Price Flatbed/Round Platen Available Color Print Available	Light Weight Compact thin Body Low Price Flatbed/Round Platen Available Low Power Drive (12VDC)	Light Weight Compact Body Low Price Flatbed/Round Platen Available	Light Weight Compact Body Extra High Speed Print High Duplication Heavy Duty Flatbed Platen Available	Extra High Speed Print High Duplication Heavy Duty Low Price	Extra High Speed Print High Duplication Heavy Duty Detachable Head Flatbed/Round Platen Available	Extra High Speed Print High Duplication Heavy Duty Flatbed/Round Platen Available

◆High Speed Drive Algorithm (PAT. PEND.)

The original technology High Speed Drive Algorithm can improve printing speed by utilizing a logic program.

◆ID2430 Pin Formation Change Mechanism

The pin formation is switched by pushing the shift lever left and right. (Parallel formation ⇔ Staggered formation)

This pin formation change mechanism is our original technology.

[Characteristic of pin formation]

Parallel formation : 12 pin × 2 High-Speed Printing

Staggered formation : 24 pin High Quality Printing



Inquires at ;
Printer Sales Sec. TEL : +81-3-5620-4472 FAX : +81-3-5620-4474 Mail : prsales@seiko-p.co.jp